















Calculate what the cash benefits cap might mean for you (instructions)

Here you can find instructions for how to calculate what the cash benefits cap might mean for you.

	<p>Go to www.lifeindenmark.dk/calculate-cash-benefits-cap.</p>
	<p>Click [Start].</p>
	<p>By typing in your information, you can see whether your individual housing benefits and housing benefits will be reduced due to the cash benefits cap. You only need to fill in the areas that are relevant to you.</p>
	<p>Under 'Hvor meget kan du maksimalt få udbetalt i samlet støtte?' you must write the maximum amount you are eligible to receive in total benefits.</p>
	<p>Under 'Hvor meget modtager du i kontanthjælp før skat pr. måned?' you must write how much you are receiving in cash benefits before tax per month.</p>
	<p>Under 'Hvad får du i boligstøtte om måneden?' you must write what you receive in housing benefits per month.</p>
	<p>Under 'Hvor mange voksne bor I i boligen?' you must state how many adults live in your home.</p>
	<p>Under 'Hvor meget får du i særlig støtte pr. måned?' you must write how much you receive in individual housing benefits per month. If you do not receive any individual housing benefits, write '0' DKK.</p>
	<p>Under 'Har du arbejde ved siden af kontanthjælpen?' you must answer whether you are working while receiving cash benefits. Select 'Ja' (Yes) or 'Nej' (No).</p>
	<p>If your answer is no, please be aware that the cash benefits cap means that it is now advantageous for you to work - even if it is just a few hours per week. This is because when you are working, you will receive more in individual housing benefits and housing benefits.</p>

	<p>If your answer is yes, you must 'Hvad er din løn pr. måned før skat og arbejdsmarkedsbidrag?' write what your monthly salary before tax is and what your social security contribution is.</p>
	<p>Under 'Hvor mange timer arbejder du pr. måned?' you must write how many hours you are working per month.</p>
	<p>Click [Beregn] (Calculate).</p> <p>Under 'Udbetaling' (Payment), you can see the amount that you will be paid.</p> <p>Under 'Reduktion' (Reduction), you can see the amount that you will not be receiving due to the cash benefits cap.</p>
	<p>The graph shows an example of a calculation of how much you can approximately receive based on the information you have entered.</p> <p>Everything below the dotted line is what you will be paid, and everything above the dotted line will not be paid due to the cash benefits cap. If there is no dotted line, it is because you are not covered by the cash benefits cap.</p>

More information

You can read more about the cash benefits cap on www.lifeindenmark.dk/housing-benefits-cash-benefits.